



Dr. Sevillano discovers new strange 'life forms' in Pfizer vaccine samples

MARCH 09, 2022



Dr. José Luis Sevillano is conducting research based on the observation and evolution of different possible unidentified life forms in the most detailed way possible.

He has spent several days identifying different structures: **from filaments that are formed based on DNA crystals, Morgellons, and strange life forms.**

In a recent program, he identified some structures that look like long leaves and others that are more vermiform and frightening.

Orwell City brings Dr. Sevillano's observations and theories to English.

HELP ORWELL CITY GROW



Please consider donating to Orwell City if you can and feel like doing so.

Fighting Big Brother is hard.

Everything you find on this website are articles and videos that I make in my spare time, but it always ends up consuming a lot of effort. It's not easy to summarize programs of several hours long, transcribe them, translate them and edit videos with their respective subtitles. Thank you so much for your consideration!

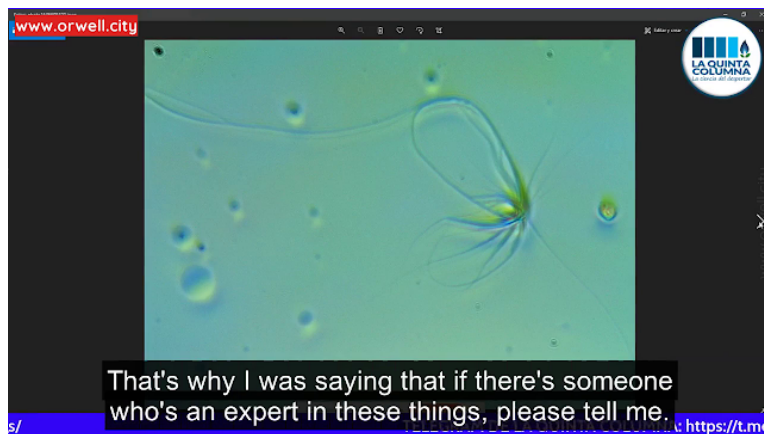
Currently accepting cryptocurrencies and **bank transferences.**

ORWELL CITY



Link: Rumble

Dr. Sevillano: These are the ones I was telling you about. They're all of this kind and look alike. And I don't know if it's contamination or something else. I don't know if they're plants or something else. That's why I was saying that if there's someone who's an expert in these things, please tell me.

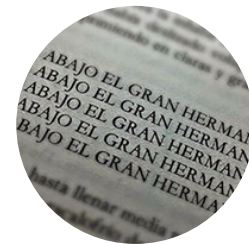


Ricardo Delgado: A botanical expert. A botanist.

Dr. Sevillano: Exactly. And there are many of them. I have observed this in the first sample that I took, and I have left it to dry. Let's see if it dries completely. But these things have appeared so far. This doesn't look like pollen or anything like that. So I wondered, is this contamination or what? I have my doubts about this, but there it is. Just in case, I'll confirm it for you. Look at the shape of it. And look, this is what makes me suspect that the famous carbon deposits are releasing that sort of tube-like...

Ricardo Delgado: Filaments?

Dr. Sevillano: Filaments or I don't know what is born from them. And that's why I took the picture because I said I thought: "Couldn't all this come out of the charcoals and then come to life? Or what's that?"



ORWELLITO

Blogger

Realizo reseñas y subtitulo videos —en español e inglés— en relación a los tiempos orwellianos que estamos viviendo.

I write reviews and subtitle videos —in English and Spanish— directly related to the Orwellian times we're living nowadays.

Orwell City is not affiliated with La Quinta Columna, this website is just an alternative news media, so if you want to contact the Spanish researchers, please refer to their **official website** and use the contact form they have there or send them a message to the **e-mail address** they have listed there.

I inform this since I have been getting tons of messages addressed to the Spanish team, but I'm just an individual who devotes some time to summarize and translate the information La Quinta Columna provides into English.

Thank you so much for reading this. Keep enjoying Orwell City!



There are more pictures, see? Another one again. That one looks like... These are... Anyway, I'll confirm it when I see I look at tonight's sample again. These are from the first sample. These things have been popping up over the last few of the last few days.

I have to confirm if this is contamination or something else that comes up after a few days in the sample.

Ricardo Delgado: *My goodness.*



Dr. Sevillano: *It looks like a plant, right? Like it's some kind of plant. You can see that when you leave it there on its side. And now, this is from the new sample that I have with the coverslip, on the drop. So, there's no possibility of contamination there.*

This is one of the famous microchips. This is a photo at 10X. And the previous one was at 40X. Look at this... 40X. So you can see that this previous structure isn't crystal of any kind. Neither of sucrose. It's not a crystal. It's a plate of the kind we've already seen. A microchip or what has also been seen as a nanochip.



ORWELL CITY
[@orwellcity](#)
13.3K subscribers
31 photos
285 videos
5 files
338 links
<https://www.orwell.city>
Down with Big Brother
Abajo el Gran Hermano

Independent journalism about news
Big Brother wants to shut down.

BLOG ARCHIVE

March 2022 (11)
February 2022 (28)
January 2022 (31)
December 2021 (31)
November 2021 (24)
October 2021 (25)
September 2021 (31)
August 2021 (33)
July 2021 (44)
June 2021 (63)
May 2021 (7)

RECENT POSTS



Morgellons in calima dust adhered to surfaces

19 Mar 2022



Dr. Wilfredo Stokes on populated sectors exposed to high non-ionizing radiation

17 Mar 2022



Dr. Martín Monteverde on EMF radiation emitted by mobile phones

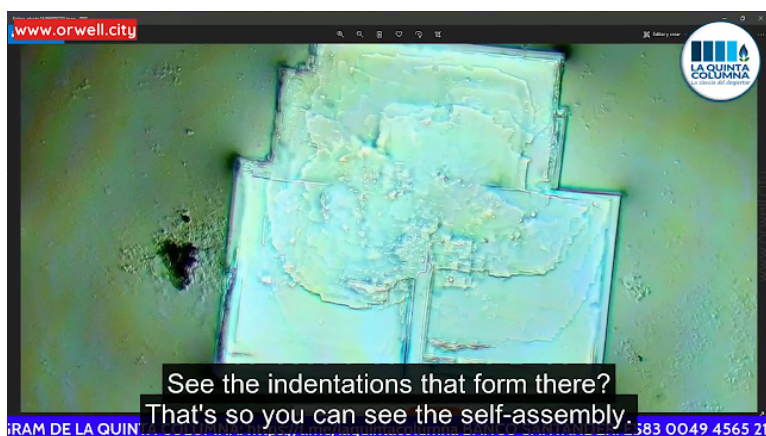
15 Mar 2022

ARCHIVE SPECIAL PROGRAM FINAL REPORT ON MRNA VACCINES BY DR. CAMBRA ANTIOXIDANTS DETOX



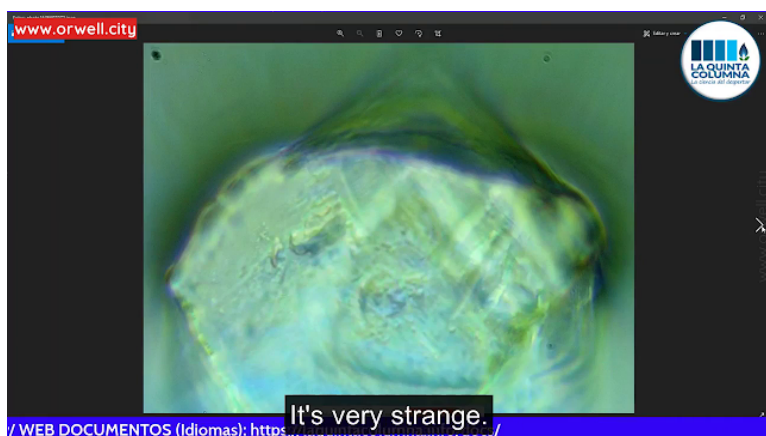
Ricardo Delgado: Look at that.

Dr. Sevillano: See? See the indentations that form there? That's so you can see the self-assembly.



Ricardo Delgado: Unbelievable. All of this is seen in Pfizer's vaccine.

Dr. Sevillano: Another one of the indentations. You can see that from a distance it looks like a crystal, maybe, but up close you realize that it's nanotechnology. This is a strange structure that I have seen that was shaped like a pyramid with several... It's very strange. And I took a picture of it. I don't know exactly what that is.



Ricardo Delgado: Another one.

Dr. Sevillano: It's another microchip. And this is something else. A ribbon that in the enlargement loops around. I took the screenshot of the two ends because then it kind of loops around, and it looks like it could make a... This isn't a droplet, but it's

Telegram Contact

unvaccinated people who perceive fragrances and flavors when close to those who are vaccinated

13 Mar 2022




Radiomedicine specialist explains risks of radiation emitted by cell phones

11 Mar 2022

FEATURED POST

Special Program on the technical report on the detection of graphene oxide in COVID vaccines, explained by Dr. Pablo Campra



SUBSCRIBE TO

Posts



Comments



LINKS

Follow me on BitChute

Follow me on Brand New Tube

Follow me on Brighteon

Follow me on Rumble

Ricardo Delgado: Yes.

Dr. Sevillano: That's where I took the starting photo because it was so big that I couldn't capture it all in the same capture. And there is another one of the supposed plants. I'm sure it's not contamination because I've made from this new sample that's covered with a coverslip on the slide. Here is another one of these famous plants, like the ones I showed you the other days. That one. And now comes the most frightening one. This is a small one.

And then the next one and the one after that are the scariest ones I've ever seen. There you see it. This has appeared the day after I made the sample. I prepared it last night. And this afternoon, looking through the microscope, I spotted it. That hasn't grown, but it was already in the drop. Here it is seen with less magnification. From far away. That's seen at 10X. And then there's another one. Let's see if we can see another. That one is terrifying. That's seen at 40X.



Ricardo Delgado: This one.

Dr. Sevillano: Yes. And now you'll see it from far away. It's too big too. There you can see the folds that make those... I don't know if they're leaves or what the heck is that. And now you'll see it from far away. Horrible.

Ricardo Delgado: There.

Dr. Sevillano: That's it.

Ricardo Delgado: Holy crap!



people complain about things happening to them, now do they want nothing to happen? How do you want nothing to happen?

So far we've identified graphene, a microchip, they can go nanochips, this thing, what I showed you at the beginning, which is that sort of thing that looks like... I don't even know what that is. We're going to consider like that was contamination, but this thing that you just saw isn't contamination for sure. I'm sure it's not because I covered the sample as soon as I prepared it to avoid contamination. And that's protected. The first thing you've seen looks to me like it's no contamination. But until I see how this drop evolves now, I can't guarantee it. I'll be monitoring to see if the same shape appears, because those little ones that we saw at the beginning, I have the feeling that they're also going to appear over time.

Ricardo Delgado: *Surely.*

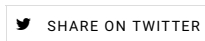
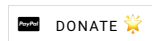
Dr. Sevillano: *Anyway, I prefer to wait.*

If you like my articles and the videos you find here and, if you can and feel like it, you can make a **small donation**. Your support is always more than appreciated.

Follow **Orwell City on Telegram**. Thank you for reading!

—Orwellito.

SHARE THIS STORY



TAGS: DNA crystals, Dr. José Luis Sevillano, English subs, Filaments, Graphene oxide, La Quinta Columna, Pfizer, Spanish audio

← Previous Story

Next Story →

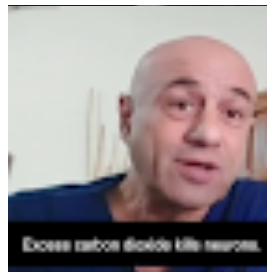
YOU MIGHT ALSO LIKE



DR. ASTRID STUCKELBERGER ON UNVACCINATED CHILDREN



RADIOMEDICINE SPECIALIST EXPLAINS RADIOLOGY



DR. JOSÉ LUIS GETTOR ON THE ADVERSE EFFECTS OF VACCINES

0 COMMENTS

POPULAR POSTS



La Quinta Columna: 5G technology, graphene oxide and neuro-rights



La Quinta Columa informs on more antioxidants that degrade graphene oxide



Dr. Wilfredo Stokes on populated sectors exposed to high non-ionizing radiation



La Quinta Columna on more antioxidants that help detoxify the body from graphene oxide



Preventive treatment with antioxidants for graphene oxide detoxification



Morgellons in calima dust adhered to surfaces



Radiomedicine specialist explains risks of radiation emitted by cell phones

MOST POPULAR



La Quinta Columna: 5G technology, graphene oxide and neuro-rights



Dr. Wilfredo Stokes on populated sectors exposed to high non-ionizing radiation



La Quinta Columa informs on more antioxidants that degrade graphene oxide



Morgellons in calima dust adhered to surfaces



La Quinta Columna on more antioxidants that help detoxify the body from graphene oxide



Radiomedicine specialist explains risks of radiation emitted by cell phones



Preventive treatment with antioxidants for graphene oxide detoxification

TELEGRAM